

WOOD COUNTY, TEXAS  
COMBINED STATEMENT OF CASH ACCOUNTS ACTIVITY  
FOR THE MONTH ENDING JANUARY 2020



FUND CODE	FUND NAME	11/30/19	PRIOR-MONTH		TRANSFER			CASH BALANCE 1/31/2020	
		CASH BALANCE 12/31/2019	RECLASSES	12/31/2019	RECEIPTS	DISBURSEMENTS	IN/(OUT)		Net Change
<b>BUDGETED FUNDS</b>									
<b>OPERATING FUNDS</b>									
100	General	\$ 18,022,441.77		\$ 18,022,441.77	\$ 5,257,497.93	\$ (1,947,458.21)	\$ 10,027.59	\$ 3,320,067.31	\$ 21,342,509.08
200	Road and Bridge Fund	4,898,660.00		4,898,660.00	1,995,607.99	(634,520.19)	(295.51)	1,360,792.29	6,259,452.29
270	Tobacco Settlement Fund	96,829.94		96,829.94	0.00	0.00	0.00	0.00	96,829.94
	<b>Total Operating Funds</b>	\$ 21,421,254.89	\$ -	\$ 23,017,931.71	\$ 7,253,105.92	\$ (2,581,978.40)	\$ 9,732.08	\$ 4,680,859.60	\$ 27,698,791.31
<b>SPECIAL REVENUE FUNDS</b>									
				0.00	0.00				
230	CC-Records Mgmt. & Preservation	757,822.82		757,822.82	12,839.49	0.00	0.00	12,839.49	770,662.31
231	General Records Mgmt. & Preservation	36,625.27		36,625.27	959.91	(399.54)	0.00	560.37	37,185.64
232	CC-Records Archive Fee	465,261.10		465,261.10	12,044.07	0.00	0.00	12,044.07	477,305.17
234	Courthouse Security	66,060.57		66,060.57	2,219.73	0.00	(1,750.00)	469.73	66,530.30
235	Hotel and Motel Tax	194,199.85		194,199.85	4,733.20	(6,572.96)	0.00	(1,839.76)	192,360.09
236	Child Welfare	6,113.26		6,113.26	289.79	0.00	0.00	289.79	6,403.05
238	Crime Victims Services	5,705.82		5,705.82	9.14	0.00	0.00	9.14	5,714.96
239	Justice Court Technology	69,381.70		69,381.70	802.43	(213.41)	0.00	589.02	69,970.72
240	DC-Records Mgmt & Preservation	27,608.84		27,608.84	320.31	0.00	0.00	320.31	27,929.15
241	JP Building Security Fee	8,849.94		8,849.94	186.93	(85.90)	0.00	101.03	8,950.97
242	Elections Special	60,400.58		60,400.58	945.78	0.00	0.00	945.78	61,346.36
243	Guardianship	58,614.45		58,614.45	434.29	0.00	0.00	434.29	59,048.74
244	CC-Technology	7,946.31		7,946.31	55.45	0.00	0.00	55.45	8,001.76
245	DC-Technology	18,824.10		18,824.10	336.82	0.00	0.00	336.82	19,160.92
246	DC-Records Archive Fee	56,725.21		56,725.21	547.08	0.00	0.00	547.08	57,272.29
247	DC-CT Records Preservation	33,478.50		33,478.50	263.49	0.00	0.00	263.49	33,741.99
260	Law Library	60,773.03		60,773.03	1,398.87	(280.00)	0.00	1,118.87	61,891.90
305	Constable Forfeiture	609.37		609.37	0.25	(1,260.40)	661.40	(598.75)	10.62
	<b>Total Special Revenue Funds</b>	\$ 1,934,865.37	\$ -	\$ 1,935,000.72	\$ 38,387.03	\$ (8,812.21)	(\$1,088.60)	\$ 28,486.22	\$ 1,963,486.94
<b>OTHER FUNDS</b>									
250	Right of Way	867,845.57		867,845.57	1,407.32	0.00	0.00	1,407.32	869,252.89
281	Community Supervision & Corr.	410,726.06		410,726.06	26,349.27	(48,581.10)	137.88	(22,093.95)	388,632.11
290	Juvenile Probation Department	7,423.76		7,423.76	46,154.00	(51,358.02)	0.00	(5,204.02)	2,219.74
892	Historical Commission	56,861.64		56,861.64	111.36	(244.29)	0.00	(132.93)	56,728.71
	<b>Total Other Funds</b>	\$ 1,335,936.52	\$ -	\$ 1,342,857.03	\$ 74,021.95	\$ (100,183.41)	\$ 137.88	\$ (26,023.58)	\$ 1,316,833.45
	<b>TOTAL BUDGETED FUNDS</b>	\$ 24,692,056.78	\$ -	\$ 26,295,789.46	\$ 7,365,514.90	\$ (2,690,974.02)	\$ 8,781.36	\$ 4,683,322.24	\$ 30,979,111.70
<b>NON-BUDGETED AND NON-COUNTY FUNDS</b>									
880	Treasurer's State Fees	68,568.32		68,568.32	31,065.55	(90,288.23)	(8,781.36)	(68,004.04)	564.28
891	Payroll Fund	(0.00)		(0.00)	0.00	374,950.52	0.00	374,950.52	374,950.52
999	Upper Sabine Valley Waste Mgmt	0.00		0.00	0.00	0.00	0.00	0.00	0.00
	<b>TOTAL NON-BUDGETED FUNDS</b>	\$ 68,568.32	\$ -	\$ 68,568.32	\$ 31,065.55	\$ 284,662.29	\$ (8,781.36)	\$ 306,946.48	\$ 375,514.80
	<b>TOTAL CASH IN POOLED ACCOUNTS</b>	\$ 24,728,258.36	\$ -	\$ 26,364,357.78	\$ 7,396,580.45	\$ (2,406,311.73)	\$ -	\$ 4,990,268.72	\$ 31,354,626.50
	<b>CASH IN BANK - POOLED CASH ACCOUNTS</b>	0.00		0.00	0.00	0.00	0.00	0.00	0.00
890	AP Pooled Cash	1,220,030.95		1,220,030.95	2,128.75	(1,301,488.39)	1,067,000.00	(232,359.64)	987,671.31
890	Payroll Pooled Cash	789,931.84		789,931.84	1,375.00	(1,102,663.34)	1,200,000.00	98,711.66	888,643.50
890	Deposits Pooled Cash	6,866,329.54		6,866,329.54	7,362,397.76	0.00	(2,266,950.00)	5,095,447.76	11,961,777.30
890	CD Investments	7,349,724.48		7,349,724.48	13,414.23	0.00	0.00	13,414.23	7,363,138.71
890	CD Non-Depository	494,036.20		494,036.20	1,707.76	0.00	(3,000.00)	(1,292.24)	492,743.96
890	CDARS Investments	7,126,326.22		7,126,326.22	12,157.54	0.00	0.00	12,157.54	7,138,483.76
890	TexPool Pooled Investments	2,513,428.55		2,513,428.55	3,399.41	0.00	0.00	3,399.41	2,516,827.96
890	Jury Pooled Cash	4,550.00		4,550.00	0.00	(2,160.00)	2,950.00	790.00	5,340.00
	<b>TOTAL CASH IN BANK - POOLED CASH ACCOUNTS</b>	\$ 24,728,258.36	\$ -	\$ 26,364,357.78	\$ 7,396,580.45	\$ (2,406,311.73)	\$ 0.00	\$ 4,990,268.72	\$ 31,354,626.50
		0.00		0.00	0.00	0.00	0.00	0.00	0.00

FILED FOR 2020 APR -7 AM 11:35  
 COUNTY CLERK, WOOD COUNTY


11/30/19

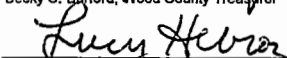
0.00

FUND CODE	FUND NAME	CASH BALANCE 12/31/2019	RECLASSES	12/31/2019	RECEIPTS	DISBURSEMENTS	TRANSFER IN/(OUT)	Net Change	CASH BALANCE 1/31/2020
<b>CASH IN BANK - NON POOLED CASH ACCOUNTS - NON-BUDGETED, A</b>									
<b>BANKTEXAS ACCOUNTS</b>									
200	Road & Bridge CD RRC Restricted	\$ 27,462.13		\$ 27,462.13	\$ 55.51	\$ 0.00	\$ 0.00	\$ 55.51	\$ 27,517.64
233	Sheriff's Forfeiture Fund (Budgeted)	3,276.41		3,276.41	0.00	0.00	-	0.00	3,276.41
401	Grant Fund	0.00		0.00	0.00	0.00	0.00	0.00	0.00
601	Interest & Sinking	26,444.21		26,444.21	76.38	0.00	0.00	76.38	26,520.59
895	Health Plan	196,189.90		196,189.90	328,768.02	(200,737.45)	0.00	128,030.57	324,220.47
895	Health Plan CD	820,644.79		820,644.79	1,513.57	0.00	0.00	1,513.57	822,158.36
895	Health Plan CDARS	530,772.53		530,772.53	1,022.06	0.00	0.00	1,022.06	531,794.59
898	MRP/DPC Clearing	7,235.91		7,235.91	5,969.64	(10,690.48)	0.00	(4,720.84)	2,515.07
	District Clerk Clearing	30,261.03		30,261.03	26,815.93	(31,305.03)	0.00	(4,489.10)	25,771.93
	JP1 Clearing	12,293.75		12,293.75	17,647.12	(12,836.75)	0.00	4,810.37	17,104.12
	JP2 Clearing	13,918.87		13,918.87	16,891.24	(14,236.54)	0.00	2,654.70	16,573.57
	JP3 Clearing	7,774.30		7,774.30	7,535.46	(8,983.80)	0.00	(1,448.34)	6,325.96
	JP4 Clearing	6,718.90		6,718.90	5,247.65	(6,698.90)	0.00	(1,451.25)	5,267.65
	Treasurer's Credit Card	0.00		0.00	0.00	0.00	0.00	0.00	0.00
	<b>TOTAL BANKTEXAS - NON POOLED CASH ACCOUNTS</b>	<b>\$ 1,551,025.18</b>	<b>\$ -</b>	<b>\$ 1,682,992.73</b>	<b>\$ 411,542.58</b>	<b>\$ (285,488.95)</b>	<b>\$ 0.00</b>	<b>\$ 126,053.63</b>	<b>\$ 1,809,046.36</b>
<b>TEXPOOL ACCOUNTS</b>									
601	Interest & Sinking	37,908.24		37,908.24	51.26	0.00	0.00	51.26	37,959.50
895	Health Plan	1,208.17		1,208.17	1.55	0.00	0.00	1.55	1,209.72
	<b>TOTAL TEXPOOL - NON POOLED CASH ACCOUNTS</b>	<b>\$ 39,062.64</b>	<b>\$ -</b>	<b>\$ 39,116.41</b>	<b>\$ 52.81</b>	<b>\$ 0.00</b>	<b>\$ 0.00</b>	<b>\$ 52.81</b>	<b>\$ 39,169.22</b>
	<b>TOTAL CASH IN BANK - NON POOLED CASH ACCOUNTS</b>	<b>\$ 1,590,087.82</b>	<b>\$ -</b>	<b>\$ 1,722,109.14</b>	<b>\$ 411,595.39</b>	<b>\$ (285,488.95)</b>	<b>\$ 0.00</b>	<b>\$ 126,106.44</b>	<b>\$ 1,848,215.58</b>
	<b>TOTAL CASH IN BANK - ALL TREASURER'S ACCOUNTS</b>	<b>\$ 26,318,346.18</b>	<b>\$ -</b>	<b>\$ 28,086,466.92</b>	<b>\$ 7,808,175.84</b>	<b>\$ (2,691,800.68)</b>	<b>\$ 0.00</b>	<b>\$ 5,116,375.16</b>	<b>\$ 33,202,842.08</b>
<b>Miscellaneous Information</b>									
Indebtedness as of 1/31/2020: \$0.00 Certificate of Obligation: None									
RB Line of Credit-Railroad Commission \$25,000 CD Secured - Current Balance Available \$27,517									
Bank Texas (including CDARS and ICS)		Cash Balance				\$ 30,154,100.94			
Non-Depository Investments		Cash Balance				492,743.96			
TexPool:		Cash Balance				2,555,997.18			
Total						\$ 33,202,842.08		0.00	
Bank Texas Interest Income: Interest Rate .00%-1.60%						\$ 16,879.45			
Certificates of Deposit: Interest Rates Varies						16,691.07			
CDARS Interest Income						13,179.60			
TexPool Interest Income: Interest Rate 1.52%						3,452.22			
Total Interest Income						\$ 50,202.34		0.00	

I, Becky S. Burford, County Treasurer, in and for the County of Wood, State of Texas, do hereby present the January 2020 Statement of Cash Accounts Activity, the attached Treasurer's Report of Cash Receipts and Disbursements, and the Report of Securities as true and correct statements, to the best of my knowledge, of accounts under the control of Wood County Treasurer and furthermore state that the fund balances are on deposit earning interest in accordance with the Wood County Investment Policy earning interest in accordance with the Wood County Depository Contract.


Presented, examined, and accepted at the regular term of Commissioners Court on this the 7 day of April, 2020.


  
 \_\_\_\_\_  
 Becky S. Burford, Wood County Treasurer

  
 \_\_\_\_\_  
 Lucy Hebron, County Judge


  
 \_\_\_\_\_  
 Virgil Holland, Jr. Commissioner Precinct 1

  
 \_\_\_\_\_  
 Jeny Gaskill, Commissioner Precinct 2

  
 \_\_\_\_\_  
 Mike Simmons, Commissioner Precinct 3

  
 \_\_\_\_\_  
 Russell Acker, Commissioner Precinct 4

  
 \_\_\_\_\_  
 Terri Sollars, Auditor

ATTEST:  
  
 \_\_\_\_\_  
 Kelley Price, County Clerk



**WOOD COUNTY, TEXAS  
RECAP OF FUNDS BY BANK ACCOUNTS  
FOR THE MONTH ENDING JANUARY 31, 2020**

FILED FOR REC'D  
 2020 APR - 7 AM 11:30  
 COUNTY CLERK, WOOD COUNTY, TEXAS

Fund	Beginning Cash Balance	M-T-D Receipts	M-T-D Disbursements	Transfers	Ending Balance	BankTexas Quitman	Allocation of Cash			Total Cash
							BankTexas CDARS	Non-Depository Banks	TexPool	
200 Road & Bridge CD Restricted	\$ 27,462.13	\$55.51	\$0.00	\$0.00	\$27,517.64	\$27,517.64	\$0.00	\$0.00	\$0.00	\$27,517.64
233 Sheriff Forfeiture Fund	3,276.41	0.00	0.00	0.00	3,276.41	3,276.41	0.00	0.00	0.00	3,276.41
401 Texas Comm. Dev. Program	0.00	0.00	0.00	0.00	0.00	0.00	0.00	0.00	0.00	0.00
601 Interest and Sinking	64,352.45	127.64	0.00	0.00	64,480.09	26,520.59	0.00	0.00	37,959.50	64,480.09
890 Pooled Funds	11,394,270.88	7,369,300.92	(2,406,311.73)	3,000.00	16,360,260.07	13,843,432.11	0.00	0.00	2,516,827.96	16,360,260.07
890 Pooled CDs	14,970,086.90	27,279.53	0.00	(3,000.00)	14,994,366.43	7,363,138.71	7,138,483.76	492,743.96	0.00	14,994,366.43
895 Health Plan Fund	197,398.07	328,769.57	(200,737.45)	0.00	325,430.19	324,220.47	0.00	0.00	1,209.72	325,430.19
895 Health Plan CDs	1,351,417.32	2,535.63	0.00	0.00	1,353,952.95	822,158.36	531,794.59	0.00	0.00	1,353,952.95
898 MRP/DPC Clearing	7,235.91	5,969.64	(10,690.48)	0.00	2,515.07	2,515.07	0.00	0.00	0.00	2,515.07
District Clerk Clearing	30,261.03	26,815.93	(31,305.03)	0.00	25,771.93	25,771.93	0.00	0.00	0.00	25,771.93
JP1 Clearing	12,293.75	17,647.12	(12,836.75)	0.00	17,104.12	17,104.12	0.00	0.00	0.00	17,104.12
JP2 Clearing	13,918.87	16,891.24	(14,236.54)	0.00	16,573.57	16,573.57	0.00	0.00	0.00	16,573.57
JP3 Clearing	7,774.30	7,535.46	(8,983.80)	0.00	6,325.96	6,325.96	0.00	0.00	0.00	6,325.96
JP4 Clearing	6,718.90	5,247.65	(6,698.90)	0.00	5,267.65	5,267.65	0.00	0.00	0.00	5,267.65
Treasurer's Credit Card	0.00	0.00	0.00	0.00	0.00	0.00	0.00	0.00	0.00	0.00
<b>Grand Total</b>	<b>\$ 26,348,346.18</b>	<b>\$ 7,808,175.84</b>	<b>\$ (2,691,800.68)</b>	<b>\$ -</b>	<b>\$ 33,202,842.08</b>	<b>\$ 22,483,822.59</b>	<b>\$ 7,670,278.35</b>	<b>\$ 492,743.96</b>	<b>\$ 2,555,997.18</b>	<b>\$ 33,202,842.08</b>
	<b>26,086,466.92</b>	-	-	\$0.00	-	-	-	-	-	-

**WOOD COUNTY, TEXAS  
COMBINED STATEMENT OF CASH ACCOUNTS ACTIVITY  
FOR THE YEAR-TO-DATE THROUGH JANUARY 31, 2020**

FUND CODE	FUND NAME	PRIOR-YEAR		REVISED		TRANSFER			CASH BALANCE 1/31/2020
		CASH BALANCE 9/30/2019	RECLASSES	CASH BALANCE 9/30/2019	RECEIPTS	DISBURSEMENTS	IN/(OUT)	Net Change	
<b>BUDGETED FUNDS</b>									
<b>OPERATING FUNDS</b>									
100	General	\$ 17,643,914.94	\$ 22,646.27	\$ 17,666,561.21	\$ 10,363,544.27	\$ (6,703,612.74)	\$ 16,016.34	\$ 3,675,947.87	\$ 21,342,509.08
200	Road and Bridge Fund	5,186,642.47	(21,719.82)	5,164,922.65	3,670,058.88	(2,575,071.42)	(457.82)	1,094,529.64	6,259,452.29
270	Tobacco Settlement Fund	96,829.94	0.00	96,829.94	0.00	0.00	0.00	0.00	96,829.94
	<b>Total Operating Funds</b>	<b>\$ 22,927,387.35</b>	<b>\$ 926.45</b>	<b>\$ 22,928,313.80</b>	<b>\$ 14,033,603.15</b>	<b>\$ (9,278,684.16)</b>	<b>\$ 15,558.52</b>	<b>\$ 4,770,477.51</b>	<b>\$ 27,698,791.31</b>
<b>SPECIAL REVENUE FUNDS</b>									
230	CC-Records Mgmt. & Preservation	752,598.26	0.00	752,598.26	51,294.13	(33,230.08)	0.00	18,064.05	770,662.31
231	General Records Mgmt. & Preservation	34,114.29	0.00	34,114.29	4,768.23	(1,696.88)	0.00	3,071.35	37,185.64
232	CC-Records Archive Fee	429,502.14	0.00	429,502.14	47,803.03	0.00	0.00	47,803.03	477,305.17
234	Courthouse Security	64,696.53	0.00	64,696.53	9,053.57	(219.80)	(7,000.00)	1,833.77	66,530.30
235	Hotel and Motel Tax	195,650.75	(38.45)	195,612.30	35,376.98	(38,629.19)	0.00	(3,252.21)	192,360.09
236	Child Welfare	5,522.70	0.00	5,522.70	2,598.58	(1,718.23)	0.00	880.35	6,403.05
238	Crime Victims Services	5,523.96	0.00	5,523.96	217.06	(26.06)	0.00	191.00	5,714.96
239	Justice Court Technology	70,441.62	(2,058.68)	68,382.94	3,253.90	(1,666.12)	0.00	1,587.78	69,970.72
240	DC-Records Mgmt. & Preservation	26,556.48	0.00	26,556.48	1,372.67	0.00	0.00	1,372.67	27,929.15
241	JP Building Security Fee	26,354.99	2,058.68	28,413.67	805.06	(20,267.76)	0.00	(19,462.70)	8,950.97
242	Elections Special	60,101.64	0.00	60,101.64	1,244.72	0.00	0.00	1,244.72	61,346.36
243	Guardianship	56,987.44	0.00	56,987.44	2,061.30	0.00	0.00	2,061.30	59,048.74
244	CC-Technology	7,631.55	0.00	7,631.55	370.21	0.00	0.00	370.21	8,001.76
245	DC-Technology	17,805.12	0.00	17,805.12	1,355.80	0.00	0.00	1,355.80	19,160.92
246	DC-Records Archive Fee	54,873.51	0.00	54,873.51	2,398.78	0.00	0.00	2,398.78	57,272.29
247	DC-CT Records Preservation	32,780.01	0.00	32,780.01	961.98	0.00	0.00	961.98	33,741.99
260	Law Library	56,894.32	0.00	56,894.32	6,117.58	(1,120.00)	0.00	4,997.58	61,891.90
305	Constable Forfeiture	4,104.82	(836.00)	3,268.82	13.72	(3,931.32)	661.40	(3,266.20)	10.62
	<b>Total Special Revenue Funds</b>	<b>\$ 1,902,140.13</b>	<b>\$ (876.45)</b>	<b>\$ 1,901,263.68</b>	<b>\$ 171,067.30</b>	<b>\$ (102,505.44)</b>	<b>(\$6,338.60)</b>	<b>\$ 62,223.26</b>	<b>\$ 1,963,486.94</b>
<b>OTHER FUNDS</b>									
250	Right of Way	863,490.68	0.00	863,490.68	5,762.21	0.00	0.00	5,762.21	869,252.89
281	Community Supervision & Corr.	401,796.10	0.00	401,796.10	154,483.23	(167,785.10)	137.88	(13,163.99)	388,632.11
290	Juvenile Probation Department	(6,501.09)	0.00	(6,501.09)	132,636.00	(123,915.17)	0.00	8,720.83	2,219.74
892	Historical Commission	47,327.08	0.00	47,327.08	432.86	(1,031.25)	10,000.00	9,401.63	56,728.71
	<b>Total Other Funds</b>	<b>\$ 1,306,112.77</b>	<b>\$ -</b>	<b>\$ 1,306,112.77</b>	<b>\$ 293,314.32</b>	<b>\$ (292,731.52)</b>	<b>\$ 10,137.88</b>	<b>\$ 10,720.68</b>	<b>\$ 1,316,833.45</b>
	<b>TOTAL BUDGETED FUNDS</b>	<b>\$ 26,135,640.25</b>	<b>\$ 50.00</b>	<b>\$ 26,135,690.25</b>	<b>\$ 14,497,984.77</b>	<b>\$ (9,673,921.12)</b>	<b>\$ 19,357.80</b>	<b>\$ 4,843,421.45</b>	<b>\$ 30,979,111.70</b>
<b>NON-BUDGETED AND NON-COUNTY FUNDS</b>									
880	Treasurer's State Fees	70,725.78	(50.00)	70,675.78	130,462.91	(181,216.61)	(19,357.80)	(70,111.50)	564.28
891	Payroll Fund	355,320.23	(1,140.57)	354,179.66	0.00	20,770.86	0.00	20,770.86	374,950.52
999	Upper Sabine Valley Waste Mgmt	0.00	0.00	0.00	0.00	0.00	0.00	0.00	0.00
	<b>TOTAL NON-BUDGETED FUNDS</b>	<b>\$ 426,046.01</b>	<b>\$ (1,190.57)</b>	<b>\$ 424,855.44</b>	<b>\$ 130,462.91</b>	<b>\$ (160,445.75)</b>	<b>\$ (19,357.80)</b>	<b>\$ (49,340.64)</b>	<b>\$ 375,514.80</b>
	<b>TOTAL CASH IN POOLED ACCOUNTS</b>	<b>\$ 26,561,686.26</b>	<b>\$ (1,140.57)</b>	<b>\$ 26,560,545.69</b>	<b>\$ 14,628,447.68</b>	<b>\$ (9,834,366.87)</b>	<b>\$ -</b>	<b>\$ 4,794,080.81</b>	<b>\$ 31,354,626.50</b>
<b>CASH IN BANK - POOLED CASH ACCOUNTS</b>									
890	AP Pooled Cash	1,505,476.94	0.00	1,505,476.94	7,513.77	(4,862,319.40)	4,337,000.00	(517,805.63)	987,671.31
890	Payroll Pooled Cash	1,502,962.40	(1,140.57)	1,501,821.83	6,069.14	(4,964,247.47)	4,345,000.00	(613,178.33)	888,643.50
890	Deposits Pooled Cash	8,755,215.92	0.00	8,755,215.92	14,488,868.82	0.00	(11,282,307.44)	3,206,561.38	11,961,777.30
890	CD Investments	4,114,942.59	0.00	4,114,942.59	48,183.12	0.00	3,200,013.00	3,248,196.12	7,363,138.71
890	CD Non-Depository	492,178.22	0.00	492,178.22	3,565.74	0.00	(3,000.00)	565.74	492,743.96
890	CDARS Investments	8,682,910.47	0.00	8,682,910.47	59,978.85	0.00	(1,604,405.56)	(1,544,426.71)	7,138,483.76
890	TexPool Pooled Investments	1,502,559.72	0.00	1,502,559.72	14,268.24	0.00	1,000,000.00	1,014,268.24	2,516,827.96
890	Jury Pooled Cash	5,440.00	0.00	5,440.00	0.00	(7,000.00)	7,700.00	(100.00)	5,340.00
	<b>TOTAL CASH IN BANK - POOLED CASH ACCOUNTS</b>	<b>\$ 26,561,686.26</b>	<b>\$ (1,140.57)</b>	<b>\$ 26,560,545.69</b>	<b>\$ 14,628,447.68</b>	<b>\$ (9,834,366.87)</b>	<b>\$ 0.00</b>	<b>\$ 4,794,080.81</b>	<b>\$ 31,354,626.50</b>
								0.00	

FEDERAL JUDICIAL CENTER  
 COUNTY CLERK, WOOD CO TX

2020 APR - 7 AM 11:35

FILED FOR RECORD

FUND CODE	FUND NAME	PRIOR-YEAR		REVISED		RECEIPTS	DISBURSEMENTS	TRANSFER IN/(OUT)	Net Change	CASH BALANCE 1/31/2020
		CASH BALANCE 9/30/2019	RECLASSES	CASH BALANCE 10/01/2018						
<b>CASH IN BANK - NON POOLED CASH ACCOUNTS - NON-BUDGE</b>										
<b>BANKTEXAS ACCOUNTS</b>										
200	Road & Bridge CD RRC Restricted	\$ 27,299.82	\$ -	\$ 27,299.82	\$ 217.82	\$ -	\$ -	\$ 217.82	\$ 27,517.64	
233	Sheriff's Forfeiture Fund (Budgeted)	3,276.41	0.00	3,276.41	0.00	0.00	0.00	0.00	3,276.41	
401	Grant Fund	0.00	0.00	0.00	0.00	0.00	0.00	0.00	0.00	
601	Interest & Sinking	26,233.67	0.00	26,233.67	286.92	0.00	0.00	286.92	26,520.59	
895	Health Plan	316,193.15	0.00	316,193.15	1,342,957.41	(1,034,929.09)	(300,001.00)	8,027.32	324,220.47	
895	Health Plan CD	516,557.15	0.00	516,557.15	5,600.21	0.00	300,001.00	305,601.21	822,158.36	
895	Health Plan CDARS	527,533.96	0.00	527,533.96	4,260.63	0.00	0.00	4,260.63	531,794.59	
898	MRP/DPC Clearing	11,964.34	0.00	11,964.34	23,484.98	(32,934.25)	0.00	(9,449.27)	2,515.07	
	District Clerk Clearing	22,120.01	0.00	22,120.01	133,121.36	(129,469.44)	0.00	3,651.92	25,771.93	
	JP1 Clearing	17,807.75	0.00	17,807.75	62,160.29	(62,863.92)	0.00	(703.63)	17,104.12	
	JP2 Clearing	13,091.03	0.00	13,091.03	58,302.45	(54,819.91)	0.00	3,482.54	16,573.57	
	JP3 Clearing	8,067.27	0.00	8,067.27	30,175.80	(31,917.11)	0.00	(1,741.31)	6,325.96	
	JP4 Clearing	4,479.50	0.00	4,479.50	24,327.62	(23,539.47)	0.00	788.15	5,267.65	
	Treasurer's Credit Card	0.00	0.00	0.00	0.00	0.00	0.00	0.00	0.00	
	<b>TOTAL BANKTEXAS - NON POOLED CASH ACCOUNTS</b>	<b>1,494,624.06</b>	<b>\$ -</b>	<b>\$ 1,494,624.06</b>	<b>\$ 1,684,895.49</b>	<b>\$ (1,370,473.19)</b>	<b>\$ 0.00</b>	<b>\$ 314,422.30</b>	<b>\$ 1,809,046.36</b>	
<b>TEXPOOL ACCOUNTS</b>										
601	Interest & Sinking	37,742.64	0.00	37,742.64	216.86	0.00	0.00	216.86	37,959.50	
895	Health Plan	1,203.00	0.00	1,203.00	6.72	0.00	0.00	6.72	1,209.72	
	<b>TOTAL TEXPOOL - NON POOLED CASH ACCOUNTS</b>	<b>\$ 38,945.64</b>	<b>\$ -</b>	<b>\$ 38,945.64</b>	<b>\$ 223.58</b>	<b>\$ 0.00</b>	<b>\$ 0.00</b>	<b>\$ 223.58</b>	<b>\$ 39,169.22</b>	
	<b>TOTAL CASH IN BANK - NON POOLED CASH ACCOUNTS</b>	<b>\$ 1,533,569.70</b>	<b>\$ -</b>	<b>\$ 1,533,569.70</b>	<b>\$ 1,685,119.07</b>	<b>\$ (1,370,473.19)</b>	<b>\$ 0.00</b>	<b>\$ 314,645.88</b>	<b>\$ 1,848,215.58</b>	
	<b>TOTAL CASH IN BANK - ALL TREASURER'S ACCOUNTS</b>	<b>\$ 28,095,255.96</b>	<b>\$ (1,140.57)</b>	<b>\$ 28,094,115.39</b>	<b>\$ 16,313,566.75</b>	<b>\$ (11,204,840.06)</b>	<b>\$ 0.00</b>	<b>\$ 5,108,726.69</b>	<b>\$ 33,202,842.08</b>	

Miscellaneous Information


Indebtedness as of 1/31/2020: \$0.00 Certificate of Obligation: None  
 RB Line of Credit-Railroad Commission \$25,000 CD Secured - Current Balance Available \$27,517


Bank Texas (including CDARS and ICS)	Cash Balance	\$ 25,039,885.76
Non-Depository Investments	Cash Balance	494,036.20
TexPool:	Cash Balance	2,552,544.96
<b>Total</b>		<b>\$ 28,086,466.92</b>


Bank Texas Interest Income:	\$ 48,494.02	
Certificates of Deposit:	57,548.89	
CDARS Interest Income:	64,239.48	
TexPool Interest Income:	14,491.82	
<b>Total Interest Income</b>	<b>\$ 184,774.21</b>	<b>0.00</b>


I, Becky S. Burford, County Treasurer, in and for the County of Wood, State of Texas, do hereby present the January 2020 Statement of Cash Accounts Activity, the attached Treasurer's Report of Cash Receipts and Disbursements, and the Report of Securities as true and correct statements, to the best of my knowledge, of accounts under the control of Wood County Treasurer and furthermore state that the fund balances are on deposit earning interest in accordance with the Wood County Investment Policy earning interest in accordance with the Wood County Depository Contract.


Presented, examined, and accepted at the regular term of Commissioners Court on this the 7 day of April, 2020.


  
 \_\_\_\_\_  
 Becky S. Burford, Wood County Treasurer


  
 \_\_\_\_\_  
 Lucy Hebron, County Judge


  
 \_\_\_\_\_  
 Virgil Holland, Jr. Commissioner Precinct 1


  
 \_\_\_\_\_  
 Jerry Gaskill, Commissioner Precinct 2

  
 \_\_\_\_\_  
 Mike Simmons, Commissioner Precinct 3

  
 \_\_\_\_\_  
 Russell Acker, Commissioner Precinct 4

  
 \_\_\_\_\_  
 Tom Sellers, Auditor

  
 \_\_\_\_\_  
 Kelly Price, County Clerk



**WOOD COUNTY, TEXAS  
 RECAP OF FUNDS BY BANK ACCOUNTS  
 FOR THE YEAR-TO-DATE ENDING JANUARY 31, 2020**

Fund	Beginning Cash Balance	M-T-D Receipts	M-T-D		Ending Balance	BankTexas Quitman	Allocation of Cash			Total Cash
			Disbursements	Transfers			BankTexas CDARS	Non-Depository Banks	TexPool	
200 Road & Bridge CD Restricted	\$ 27,299.82	\$217.82	\$0.00	\$0.00	\$27,517.64	\$27,517.64	\$0.00	\$0.00	\$0.00	\$27,517.64
233 Sheriff Forfeiture Fund	3,276.41	0.00	0.00	0.00	3,276.41	3,276.41	-	-	-	3,276.41
401 Texas Comm. Dev. Program	0.00	0.00	0.00	0.00	0.00	-	-	-	-	0.00
601 Interest and Sinking	63,976.31	503.78	0.00	0.00	64,480.09	26,520.59	-	-	37,959.50	64,480.09
890 Pooled Funds	13,270,514.41	14,516,719.97	(9,834,366.87)	(1,592,607.44)	16,360,260.07	13,843,432.11	-	-	2,516,827.96	16,360,260.07
890 Pooled CDs	13,290,031.28	111,727.71	0.00	1,592,607.44	14,994,366.43	7,363,138.71	7,138,483.76	492,743.96	-	14,994,366.43
895 Health Plan Fund	317,396.15	1,342,964.13	(1,034,929.09)	(300,001.00)	325,430.19	324,220.47	-	-	1,209.72	325,430.19
895 Health Plan CDs	1,044,091.11	9,860.84	0.00	300,001.00	1,353,952.95	822,158.36	531,794.59	-	-	1,353,952.95
898 MRP/DPC Clearing	11,964.34	23,484.98	(32,934.25)	0.00	2,515.07	2,515.07	-	-	-	2,515.07
District Clerk Clearing	22,120.01	133,121.36	(129,469.44)	0.00	25,771.93	25,771.93	-	-	-	25,771.93
JP1 Clearing	17,807.75	62,160.29	(62,863.92)	0.00	17,104.12	17,104.12	-	-	-	17,104.12
JP2 Clearing	13,091.03	58,302.45	(54,819.91)	0.00	16,573.57	16,573.57	-	-	-	16,573.57
JP3 Clearing	8,067.27	30,175.80	(31,917.11)	0.00	6,325.96	6,325.96	-	-	-	6,325.96
JP4 Clearing	4,479.50	24,327.62	(23,539.47)	0.00	5,267.65	5,267.65	-	-	-	5,267.65
Treasurer's Credit Card	0.00	0.00	0.00	0.00	0.00	-	-	-	-	0.00
<b>Grand Total</b>	<b>\$ 28,094,115.39</b>	<b>\$ 16,313,566.75</b>	<b>\$ (11,204,840.06)</b>	<b>\$ -</b>	<b>\$ 33,202,842.08</b>	<b>\$ 22,483,822.59</b>	<b>\$ 7,670,278.35</b>	<b>\$ 492,743.96</b>	<b>\$ 2,555,997.18</b>	<b>\$ 33,202,842.08</b>
		0.00	0.00	0.00	0.00					

FILED FOR RECORD  
 2020 APR - 7 AM 11:55  
 COUNTY CLERK WOOD CO TX



**WOOD COUNTY, TEXAS**  
**Supplement Investment Schedule**  
**Summary of FDIC-Insured Institutions**  
**Outside of Depository Bank**

01/31/2020

FILED FOR RECORD  
 2020 APR -7  
 LOCAL CD  
 Insured Cash Sweeps  
 CDARS  
 WOOD CO

Bank	Location	Balance	Reference	Recap By Type	Totals
City National Bank	Quitman, TX	\$ 245,695.86	CD 58& 59	Local CD	\$ 7492,743.96
First National Bank-Winnsboro, TX	Winnsboro, TX	247,048.10	CD 60& 61	Insured Cash Sweeps	14,254,296.51
Banterra Bank	Marion, IL	213,946.77	CDARS#198I	CDARS	7,670,278.35
First Interstate Bank	Billings, MT	106,926.05	CDARS#198I		22,417,318.82
Landmark Bank	Columbia, MO	233,104.08	CDARS#198I		\$ -
TowneBank	Portsmouth, VA	248,803.82	CDARS#198I		
CUSB Bank	Cresco, IA	247,685.76	CDARS#198-2I		
Isreal Discount Bank of New York	New York City, NY	16,009.66	CDARS#198-2I		
PlainsCapital Bank	Lubbock, TX	41,624.13	CDARS#198-2I		
Seaside National Bank & Trust	Orlando, FL	247,685.76	CDARS#198-2I		
Tri-State Capital Bank	Pittsburgh, PA	247,685.76	CDARS#198-2I		
Champlain National Bank	Elizabethtown, NY	99,259.01	CDARS#199I		
Merchants Bank, National Association	Winona, MN	247,685.76	CDARS#199I		
PlainsCapital Bank	Lubbock, TX	206,061.64	CDARS#199I		
Select Bank & Trust Co.	Dunn, NC	247,685.76	CDARS#199I		
Champlain National Bank	Elizabethtown, NY	85,238.21	CDARS#200I		
The Park National Bank	Newark, Oh	181,657.73	CDARS#200I		
Amarillo National Bank	Amarillo, TX	200,130.49	CDARS#201I		
Bank of the West	San Francisco, CA	247,531.06	CDARS#201I		
Isreal Discount Bank of New York	New York City, NY	25,003.14	CDARS#201I		
Mauch Chunk Trust Company	Jim Thorpe, PA	79,038.04	CDARS#201I		
Virginia Commonwealth Bank	Richmond, VA	247,531.06	CDARS#201I		
Amarillo National Bank	Amarillo, TX	47,547.18	CDARS#202H		
Bank of America, N. A.	Charlotte, NC	4,765.29	CDARS#202H		
CIBC Bank USA	Chicago, IL	248,296.65	CDARS#202H		
First National Bank	Damariscotta, ME	248,296.65	CDARS#202H		
Kentucky Bank	Paris, KY	248,296.65	CDARS#202H		
Bank of America, N.A.	Charlotte, NC	227,933.95	CDARS#203G		
Banterra Bank	Marion, IL	34,857.04	CDARS#203G		
BOKF, National Association	Tulsa, OK	216,913.33	CDARS#203G		
Manufacturers Bank	Los Angeles, CA	248,803.82	CDARS#203G		
The Park National Bank	Newark, OK	66,192.09	CDARS#203G		
Bank of America, N.A.	Charlotte, NC	16,094.83	CDARS#204G		
St. Louis Bank	Town and Country,	248,803.82	CDARS#204G		
First Interstate Bank	Billings, MT	141,877.75	CDARS#205G		
First National Bank of Omaha	Omaha, NE	248,803.82	CDARS#205G		
Isreal Discount Bank of New York	New York City, NY	155,215.87	CDARS#205G		
Valley National Bank	Wayne, NY	248,803.82	CDARS#205G		
Atlantic Union Bank	Richmond, VA	246,898.76	CDARS#206C		
City Bank	Odessa, TX	19,375.23	CDARS#206C		
Columbia State Bank	Tacoma, WA	246,898.76	CDARS#206C		
Landmark Bank	Columbia, MO	14,169.04	CDARS#206C		
Parke Bank	Sewell, NJ	246,898.76	CDARS#206C		
Citizens Business Bank	Ontario, CA	1,992.78	CDARS#207C		
Liberty Bank & Trust Company	New Orleans, LA	246,898.76	CDARS#207C		
CIT BANK, N.A.	Omaha, NE	50,927.73	CDARS#207C		
City Bank	Odessa, TX	227,523.52	CDARS#207C		
Western Alliance Bank	Phoenix, AZ	246,898.76	CDARS#207C		
3931 Alerus Finanacial, N. A.	Grand Forks, ND	245,264.47	ICS-DPC		
35546 Axos Bank	San Diego, CA	10.67	ICS-DPC		
6959 Ballston Spa National Bank	Ballston Spa, NY	245,068.80	ICS-DPC		
5170 Bank Midwest	Spirit Lake, IA	245,305.53	ICS-DPC		
110 Bank OZK	Little Rock, AR	245,267.07	ICS-DPC		
26610 Bank of Hope	Los Angeles, CA	245,320.38	ICS-DPC		
19581 Bell Bank	Fargo, ND	245,256.27	ICS-DPC		
23621 Berkshire Bank	Pittsfield, MA	245,320.38	ICS-DPC		
12923 Bremer Bank, National Association	South St. Paul, MN	245,180.71	ICS-DPC		
11241 Centennial Bank	Conway, AR	245,331.14	ICS-DPC		
17735 City National Bank of West Virginia	Charleston WV	18,143.25	ICS-DPC		
10146 Commonwealth Bank and Trust Company	Louisville, KY	245,192.17	ICS-DPC		
27572 Community West Bank, N.A.	Goleta, CA	10.75	ICS-DPC		
34742 EagleBank	Bethesda, MD	245,320.38	ICS-DPC		



**WOOD COUNTY, TEXAS**  
**Supplement Investment Schedule**  
**Summary of FDIC-Insured Institutions**  
**Outside of Depository Bank**

01/31/2020

	<b>Bank</b>	<b>Location</b>	<b>Balance</b>	<b>Reference</b>	<b>Recap By Type</b>	<b>Totals</b>
58696	FVCbank	Fairfax, VA	7,229.03	ICS-DPC		
1291	Farmers Bank & Trust Company	Magnolia, AR	245,267.03	ICS-DPC		
58647	First Foundation Bank	Irvine, CA	245,267.03	ICS-DPC		
4977	First Horizon Bank	Memphis, TN	245,265.37	ICS-DPC		
59017	First Republic Bank	San Francisco, CA	245,331.14	ICS-DPC		
58564	Flushing Bank	Uniondale, NY	245,313.41	ICS-DPC		
58714	Franklin Synergy Bank	Franklin, TN	245,125.26	ICS-DPC		
7551	Fulton Bank, N.A.	Lancaster, PA	245,258.92	ICS-DPC		
14650	Hills Bank and Trust Company	Hills, IA	245,193.76	ICS-DPC		
28100	Iberiabank	Lafayette, LA	245,288.19	ICS-DPC		
3076	Independent Bank-McKinney	McKinney, TX	245,245.83	ICS-DPC		
27811	Independent Bank	Ionia, MI	245,256.27	ICS-DPC		
27210	InterBank	Oklahoma City, OK	245,309.69	ICS-DPC		
58243	John Marshall Bank	Reston, VA	245,106.83	ICS-DPC		
8056	Merchants Bank of Indiana	Carmel IN	245,267.07	ICS-DPC		
30776	MetaBank	Sioux Falls, SD	245,010.67	ICS-DPC		
33458	Monona State Bank	Monona, WI	245,249.80	ICS-DPC		
18429	Morton Community Bank	Morton, IL	245,202.93	ICS-DPC		
16022	New York Community Bank	Westbury, NY	245,331.14	ICS-DPC		
18143	Oconee State Bank	Watkiinsville, GA	5.57	ICS-DPC		
24045	Pacific Western Bank	Beverly Hills, CA	245,263.78	ICS-DPC		

**WOOD COUNTY, TEXAS**  
**Supplement Investment Schedule**  
**Summary of FDIC-Insured Institutions**  
**Outside of Depository Bank**

01/31/2020

	<u>Bank</u>	<u>Location</u>	<u>Balance</u>	<u>Reference</u>	<u>Recap By Type</u>	<u>Totals</u>
131	Seacoast National Bank	Stuart, FL	245,202.85	ICS-DPC		
58463	SmartBank	Pigeon Forge, TN	245,265.82	ICS-DPC		
4832	Shore United Bank	Easton, MD	245,256.27	ICS-DPC		
30337	Sterling National Bank	Montebello, NY	245,131.05	ICS-DPC		
57311	Stifel Bank and Trust	Saint Louis, MO	245,331.12	ICS-DPC		
59112	Studio Bank	Nashville, TN	245,320.38	ICS-DPC		
57706	Summit Bank	Eugene, OR	245,262.29	ICS-DPC		
873	Synovus Bank	Columbus, GA	245,331.14	ICS-DPC		
28330	TCF National Bank	Sioux Falls, SD	245,320.38	ICS-DPC		
11866	The Bryn Mawr Trust Company	Bryn Mawr, PA	28,478.92	ICS-DPC		
4697	The First National Bank of Hutchinson	Hutchinson, KS	245,173.56	ICS-DPC		
4016	The First National Bank in Sioux Falls	Sioux Falls, SD	245,331.13	ICS-DPC		
6560	The Huntington National Bank	Columbus, OH	245,331.14	ICS-DPC		
19608	The Park Bank	Madison, WI	245,185.39	ICS-DPC		
9846	Truist Bank	Charlotte, NC	245,331.14	ICS-DPC		
13421	Union Bank & Trust	Lincoln, NE	245,274.52	ICS-DPC		
22858	United Bank - Fairfax	Fairfax, VA	245,331.14	ICS-DPC		
35546	Axos Bank	San Diego, CA	10.67	ICS-AP		
6959	Ballston Spa National Bank	Ballston Spa, NY	7.12	ICS-AP		
18012	Bank of New Hampshire	Laconia, NH	245,320.38	ICS-AP		
57197	BNC National Bank	Glendale, AZ	10.67	ICS-AP		
33510	East Boston Savings Bank	Peabody, MA	245,273.92	ICS-AP		
30895	Fidelity Bank	Wichita, KS	245,113.08	ICS-AP		
4977	First Horizon Bank	Memphis, TN	22.93	ICS-AP		
58714	Franklin Synergy Bank	Franklin, TN	2.76	ICS-AP		
28670	Guaranty Bank	Springfield, MO	245,331.14	ICS-AP		
29012	Heritage Bank	Olympia, WA	245,106.83	ICS-AP		
14650	Hills Bank and Trust Company	Hills, IA	47.89	ICS-AP		
3664	INB	Springfield, IL	39,835.58	ICS-AP		
27811	Independent Bank-Ionia	Ionia, MI	64.11	ICS-AP		
	KeyBank National Association	Cleveland, OH	42.73	ICS-AP		
8056	Merchants Bank of Indiana	Carmel, IN	64.07	ICS-AP		
4063	MidFirst Bank	Oklahoma City, OK	245,320.38	ICS-AP		
	Monona Bank	Monona, WI	33.95	ICS-AP		
18143	Oconee State Bank	Watkinsville, GA	10.75	ICS-AP		
24045	Pacific Western Bank	Beverly Hills, CA	56.60	ICS-AP		
4832	Shore United Bank	Eaton MD	2.88	ICS-AP		
30337	Sterling National Bank	Montebello, NY	2.79	ICS-AP		
19608	The Park Bank	Madison WI	11.16	ICS-AP		
13421	Union Bank & Trust	Lincoln, NE	56.60	ICS-AP		
12923	Bremer Bank, National Association	South St. Paul, MN	8.70	ICS-HP		
58714	Franklin Synergy Bank	Franklin, TN	141.34	ICS-HP		
58696	FVCbank	Fairfax, VA	237,803.06	ICS-HP		
35583	Pinnacle Bank	Nashville, TN	245,331.14	ICS-HP		
4697	The First National Bank of Hutchinson	Hutchinson, KS	3.18	ICS-HP		
35546	Axos Bank	San Diego, CA	10.67	ICS-PAY		
57197	BNC National Bank	Glendale, AZ	10.67	ICS-PAY		
	Ballston Spa National Bank	Ballston Spa, NY	15.96	ICS-PAY		
110	Bank OZK	Little Rock, AR	64.07	ICS-PAY		
5170	Bank Midwest	Spirit Lake, IA	14.84	ICS-PAY		
19581	Bell Bank	Fargo, ND	10.76	ICS-PAY		
12923	Bremer Bank, National Association	South St. Paul, MN	11.73	ICS-PAY		
17735	City National Bank of West Virginia	Charleston, WV	226,888.76	ICS-PAY		
	D. L. Evans Bank	Burley, ID	4.27	ICS-PAY		
58714	Franklin Synergy Bank	Franklin TN	25.11	ICS-PAY		
7551	Fulton Bank, N.A.	Lancaster, PA	8.11	ICS-PAY		
15289	Great Western Bank	Watertown, SD	245,331.14	ICS-PAY		
14650	Hills Bank and Trust Company	Hills, IA	78.71	ICS-PAY		
3664	INB	Springfield, IL	205,426.28	ICS-PAY		
28100	Iberiabank	Lafayette, LA	42.95	ICS-PAY		
27210	InterBank	Oklahoma City, OK	10.68	ICS-PAY		
8866	Merchants Bank, National Association	Winona, MN	0.75	ICS-PAY		
33458	Monona Bank	Monona, WI	30.15	ICS-PAY		
18429	Morton Community Bank	Morton, IL	117.44	ICS-PAY		
58115	Oakstar Bank	Watkinsville, GA	245,165.88	ICS-PAY		
131	Seacoast National Bank	Stuart, FL	64.16	ICS-PAY		

**WOOD COUNTY, TEXAS**  
**Supplement Investment Schedule**  
**Summary of FDIC-Insured Institutions**  
**Outside of Depository Bank**

01/31/2020

	<u>Bank</u>	<u>Location</u>	<u>Balance</u>	<u>Reference</u>	<u>Recap By Type</u>	<u>Totals</u>
4832	Shore United Bank	Easton, MD	61.22	ICS-PAY		
58463	Smart Bank	Pigeon Forge, TN	1.13	ICS-PAY		
30337	Sterling National Bank	Montebello, NY	68.38	ICS-PAY		
4697	The First National Bank of Hutchinson	Hutchinson, KS	86.89	ICS-PAY		
#####	The Park Bank	Madison, WI	70.46	ICS-PAY		
			\$ 22,417,318.82			

**SECURITIES PLEDGED TO WOOD COUNTY, TEXAS**  
**Report as of JANUARY 31, 2020**

Pledge Date	Description	CUSIP	Maturity Date	Current Par	Market Value 31-Dec-19	Market Value 31-Jan-20
02/07/2013	Arlington TX ISD	041826XC7	02/15/2020	100,000	100,226	100,202
02/09/2013	Ferris TX	31569CT3	03/01/2021	105,000	105,238	105,272
02/07/2013	Ferris TX	315669CU0	03/01/2022	110,000	110,242	110,278
08/27/2019	Carthage Tx	146717N22	08/15/2023	590,000	624,710	628,191
01/09/2019	Randall Co. TX	752278KH3	08/01/2025	415,000	451,313	456,151
08/19/2019	Pearson PL Raod Dist Tx	7051TAK9	08/15/2027	200,000	222,772	224,920
05/31/2017	Wylie-Ref Tx	983064TW6	02/15/2029	625,000	645,068	646,925
01/03/2018	FHLMC	3132LKA34	10/01/2030	2,135,706	2,247,084	2,196,747
	Fort Worth 15 High LTV	3132LKA34	10/01/2030	1,000,000	1,221,130	1,233,740
	Plano ISD-Bldg TX	727199YK1	02/15/2031	1,000,000	1,127,430	1,138,160
01/04/2019	Denton Util Sys TX	249015C89 #2	12/01/2034	500,000	598,110	604,065
	FHLMC 20YR	3132J4AN9	01/01/2035	48,025	51,171	51,055
	Temple TX Indep Sch D TX	88081PC2	02/01/2035	1,000,000	1,105,660	1,115,190
	Conroe ISD - REF TX	208418F24	02/15/2035	1,000,000	1,126,870	1,139,490
	Waller ISD -REF TX	932493GN3	02/15/2035	1,000,000	1,105,960	1,116,580
	Waller ISD -REF TX	932493GN3	02/15/2035	1,000,000	1,105,960	1,116,580
01/04/2019	Newark Hgr Edu-A-REF TX	650346BN8	08/15/2035	500,000	543,375	548,190
10/02/2019	Longview- IMPT TX	543247Y53	09/01/2035	2,000,000	2,283,860	2,314,180
01/04/2019	Jourdanton ISD-GLDG TX	481124EA9	02/15/2036	535,000	630,091	635,516
11/15/2019	Crowley ISD-B-REF TX	228130DU1	08/01/2036	1,000,000	1,171,860	1,180,770
11/15/2019	San Antonio ISD-A-REF TX	796269XV5	08/01/2036	1,000,000	1,117,260	1,128,900
11/15/2019	Buda TX	118828HC9	08/15/2036	1,000,000	1,090,730	1,100,260
01/04/2019	Lubbock Cooper ISD TX	549108SC3	02/15/2037	530,000	590,144	596,499
01/03/2018	Conroe-A-CTFS Oblig TX	208399G82	03/01/2037	420,000	470,564	476,738
11/15/2019	Austin ISD TX	052430PT6	08/01/2037	1,115,000	1,332,113	1,344,467
11/15/2019	Hutto - CTFS Oblig Tx	448474PM2	08/01/2037	1,000,000	1,113,250	1,126,530
10/02/2019	Forney ISD-REF TX	346425BZ3	08/15/2037	1,255,000	1,484,163	1,511,923
				<b>\$21,183,731</b>	<b>\$23,775,554</b>	<b>\$23,947,519</b>

(56,901)

0

0

**Total BankTexas Account Balances as of report date:**

18,656,624

18,904,889

127%

127%